



EXPLORE THE **2026** RANGE NOW

MUSKETEER
EXTRAORDINARY VERSATILITY

www.crusadercaravans.com.au







MUSKETEER

EXTRAORDINARY VERSATILITY



Inspired by our customers' desire for both style and practicality.

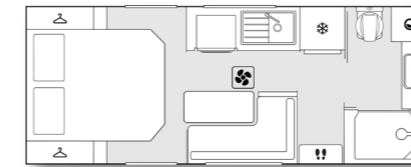
The Musketeer range offers premium designs with exceptional comfort, flexibility, and a luxurious living space. With independent off-road suspension, it delivers smooth handling on various terrains, combining practicality with outstanding functionality.

- 
Australian Made
- 
Full Composite
- 
Thermal Efficient
- 
Stylish Interiors
- 
Diverse Range of Layouts



MUSKETEER WARRIOR

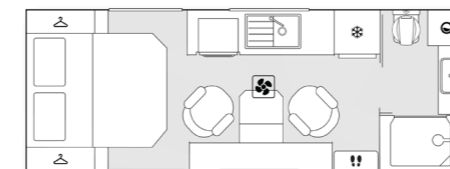
SINGLE AXLE Floor Length 5740mm*



- Av. Tare 2151kg*
- Av. Ball 164kg*
- ATM 2800kg
- Payload 649kg
- Overall Length 7785mm*
- Overall Height 3086mm*
- Overall Width 2485mm*
- Sleeps 2 People

MUSKETEER RECLINER

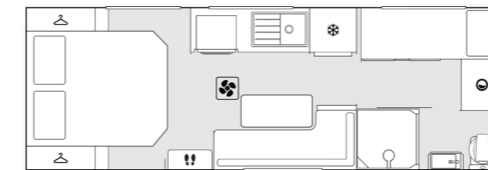
TANDEM AXLE Floor Length 6142mm*



- Av. Tare 2373kg*
- Av. Ball 139kg*
- ATM 3300kg
- Payload 927kg
- Overall Length 8187mm*
- Overall Height 3087mm*
- Overall Width 2485mm*
- Sleeps 2 People

MUSKETEER PALACE

TANDEM AXLE Floor Length 6655mm*



- Av. Tare 2565kg*
- Av. Ball 157kg*
- ATM 3300kg
- Payload 735kg
- Overall Length 8700mm*
- Overall Height 3075mm*
- Overall Width 2485mm*
- Sleeps 4 People

MUSKETEER EMPRESS

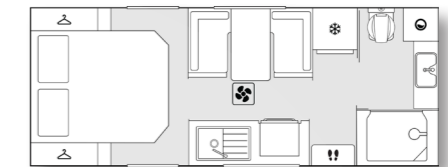
TANDEM AXLE Floor Length 6783mm*



- Av. Tare 2655kg*
- Av. Ball 211kg*
- ATM 3300kg
- Payload 645kg
- Overall Length 8828mm*
- Overall Height 3078mm*
- Overall Width 2485mm*
- Sleeps 2 People

MUSKETEER CAMELOT

SINGLE AXLE Floor Length 5868mm*



- Av. Tare 2182kg*
- Av. Ball 185kg*
- ATM 2800kg
- Payload 618kg
- Overall Length 7913mm*
- Overall Height 3076mm*
- Overall Width 2485mm*
- Sleeps 2 People

MUSKETEER ARAMIS

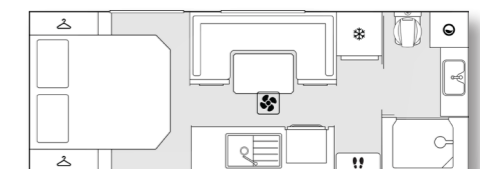
TANDEM AXLE Floor Length 6142mm*



- Av. Tare 2397kg*
- Av. Ball 142kg*
- ATM 3300kg
- Payload 903kg
- Overall Length 8187mm*
- Overall Height 3079mm*
- Overall Width 2485mm*
- Sleeps 2 People

MUSKETEER TREVILLE

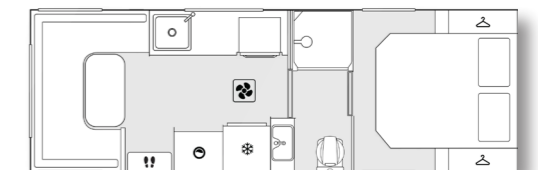
TANDEM AXLE Floor Length 6142mm*



- Av. Tare 2421kg*
- Av. Ball 145kg*
- ATM 3300kg
- Payload 879kg
- Overall Length 8187mm*
- Overall Height 3082mm*
- Overall Width 2485mm*
- Sleeps 2 People

MUSKETEER DORIEMUS

TANDEM AXLE Floor Length 6142mm*



- Av. Tare 2736kg*
- Av. Ball 180kg*
- ATM 3300kg
- Payload 564kg
- Overall Length 8878mm*
- Overall Height 3078mm*
- Overall Width 2485mm*
- Sleeps 2 People



*Indicative lengths and weights are for standard configuration, any additional options or variations will increase weights. Weights are approximate only and can vary between individual caravans. The Compliance Plate specifies the accurate weight for each respective caravan. Alterations to designated ATM may be requested at the time of order provided it does not exceed the legal maximum and is subject to the final tare weight. Floor length is the external total length of the caravan's floor. Overall width is measured externally and includes all protruding fixtures. Overall Height is adjustable to all models fitted with Airbag suspension. Images shown are for representation purposes only. Disclaimer** Crusader Caravans is the most awarded caravan manufacturer by Caravan Industry Victoria (CIV), having received the prestigious Manufacturer of the Year award in 2019, 2021, 2024, and 2025. Crusader also holds the distinction of being the first and only Manufacturer of the Year to earn the esteemed Master Manufacturer title, awarded by CIV.



“Thank you Crusader people for our beautiful Musketeer Treville. Not only do we love our product, we appreciate the time you took to continually update us along the way, answer our questions promptly, and for still happily assisting us with our queries as we become familiar with our new van. No rushing us through handover either, which some people experience with other dealerships”.

Debbie Mackie – Crusader Musketeer owner



AUSTRALIA'S MOST AWARDED CARAVAN MANUFACTURER



STANDARD FEATURES

MUSKETEER

Discover the standard features that define the Musketeer range, showcasing key specifications and standout qualities.

	WARRIOR	CAMELOT	ARAMIS	RECLINER	TREVILLE	EMPRESS	PALACE	DORIEMUS
CHASSIS & BUILD								
Single Axle	•	•						
Tandem Axle			•	•	•	•	•	•
A-Frame 150x50mm (6"x2")	•	•	•	•	•	•	•	•
Coupling - D035	•	•	•	•	•	•	•	•
Bumper Bar Welded - Angled	•	•	•	•	•	•	•	•
Shock Absorbers	•	•	•	•	•	•	•	•
Rims - Primal Rush (Black Machine)	•	•	•	•	•	•	•	•
Tyres LT 245/75 R16	•	•						
Tyres LT 235/75 R15			•	•	•	•	•	•
Brakes 12" Electric (Drum)	•	•						
Brakes 10" Electric (Drum)			•	•	•	•	•	•
Spare Wheel & Bracket at Rear	•	•	•	•	•	•	•	•
Gas Cylinders 9kg x 2	•	•	•	•	•	•	•	•
Chassis Material Supergal (Monument Grey)	•	•	•	•	•	•	•	•
8" Jockeywheel	•	•	•	•	•	•	•	•
Independent 2.8T CrusadAir Airbag Suspension	•	•						
Independent 3.3T CrusadAir Airbag Suspension			•	•	•	•	•	•
Step - Single Pull-Out (Manual)	•	•	•	•	•	•	•	•
Toolbox - Double Gas Bottle Slide, BBQ Slide with Strap and Front Armour Panel	•	•	•	•	•	•	•	•
APPLIANCES								
Recessed Stove + Swift Gas/Elec/Oven	•	•	•	•	•	•	•	•
Fridge - Thetford Compressor 224L	•	•	•	•	•	•	•	•
Air Conditioner - Houghton Belaire HB2800	•	•	•	•	•	•	•	•
Washing Machine - Top Loader	•	•	•	•	•			
Washing Machine - Front Loader (4kg)						•	•	•
Microwave - 23L Flatbed	•	•	•	•	•	•	•	•
DOORS								
Drawer Runners Soft Close	•	•	•	•	•	•	•	•
Internal Handle - Oval Push-Button	•	•	•	•	•	•	•	•
ELECTRICAL								
Electrical System - Projecta BMS with 2000W Inverter	•	•	•	•	•	•	•	•
Battery 200Ah Lithium x 1	•	•	•	•	•	•	•	•
Solar Panel 200w x 2	•	•	•	•	•	•	•	•
Rearview Camera - Single - wireless	•	•	•	•	•	•	•	•
TV 24" Smart x 1	•	•	•	•	•	•	•	•
External TV Hatch - (TV point, 12V & 240V & TV Bracket)	•	•	•	•	•	•	•	•
TV Aerial - Milenco Antenna	•	•	•	•	•	•	•	•
Awning Light / Bug Lights	•	•	•	•	•	•	•	•
Entry Handle Light - Bargman	•	•	•	•	•	•	•	•
Internal Ceiling Lights + x 2 Remote Controls	•	•	•	•	•	•	•	•
Reading Lights x 4	•	•	•	•	•	•	•	•
Reading Lights x 6							•	
Step Light	•	•	•	•	•	•	•	•
LED Mood Lighting - bottom of Kitchen and Lounge over head cupboards	•	•	•	•	•	•	•	•
Premium LED Tail lights	•	•	•	•	•	•	•	•
Cabin Fans x 2	•	•	•	•	•	•	•	•
Audio - Portable Bluetooth™ Speaker	•	•	•	•	•	•	•	•
Anderson Plugs x 2	•	•	•	•	•	•	•	•
EXTERNAL								
Exterior One-Piece EcoLite Panels - Walls 30mm, Roof & Floor 40mm - White	•	•	•	•	•	•	•	•
Protection Decal - Vivid H500mm - All around (Front, sides and back)	•	•	•	•	•	•	•	•
Main Entry Door - Camec Security Door	•	•	•	•	•	•	•	•

	WARRIOR	CAMELOT	ARAMIS	RECLINER	TREVILLE	EMPRESS	PALACE	DORIEMUS
EXTERNAL								
Dust Hatch - Scupper Vent	•	•	•	•	•	•	•	•
Awning	•	•	•	•	•	•	•	•
Wheel Spats With Crusader Logo	•	•	•	•	•	•	•	•
Fan Hatches	•	•	•	•	•	•	•	•
Skylight x 1	•	•	•	•	•			
Skylight x 2						•	•	•
Tunnel Boot - Large Tunnel Boot with Extra-Large Access door	•	•	•	•	•	•	•	•
Splashback	•	•	•	•	•	•	•	•
Picnic Table Keyless (Medium)	•	•	•	•	•	•	•	•
Windows Aluminium - Black	•	•	•	•	•	•	•	•
MISC								
Room Dividers - Sliding Door - Feature Wall x 1		•	•	•	•	•	•	•
Full Height Pantry - Next to Fridge		•						
Provision for Shelves - Front Wardrobes	•	•	•	•	•	•	•	•
Curved washing machine lift-up lid - ensuite	•	•	•	•	•			
Heavy Duty Jack	•	•	•	•	•	•	•	•
Table Leg - Adjustable Telescopic Leg	•				•	•	•	•
Table Leg - Slide-Out Table	•	•						
Table Leg - Tri-Fold				•				
Vanity Mirror - On Shaving Cabinet with Polished Edge	•	•	•	•	•	•	•	•
Toilet Roll Holder	•	•	•	•	•	•	•	•
Ensuite Towelrail x 2	•	•	•	•	•	•	•	•
Cutlery Drawer Insert	•	•	•	•	•	•	•	•
Internal Grab Handle	•	•	•	•	•	•	•	•
Smoke/CO Alarm	•	•	•	•	•	•	•	•
Fire Extinguisher	•	•	•	•	•	•	•	•
Bunk Ladder								•
WATER & GAS								
Kitchen Mixer Tap	•	•	•	•	•	•	•	•
Kitchen Sink - stainless Steel Large Rectangular (Black or Nickel)	•	•	•	•	•	•	•	•
Ensuite Basin - Large Ceramic Oval	•	•	•	•	•	•		
Ensuite Basin - Above Bench Ceramic Rectangular							•	•
Ensuite Mixer Tap - Tall	•	•	•	•	•	•	•	•
Water Tanks - 100L Fresh x 2	•	•	•	•	•	•	•	•
Water Tanks - Grey 100L x 1	•	•	•	•	•	•	•	•
Isolating Taps on Tanks	•	•	•	•	•	•	•	•
Water Tank Covers - Standard Sheetmetal	•	•	•	•	•	•	•	•
Hot Water System (Gas/Elec)	•	•	•	•	•	•	•	•
Fibreglass Shower	•	•	•	•	•	•	•	•
Toilet - Ceramic bowl	•	•	•	•	•	•	•	•
12VPump - External Pump with Isolating valves	•	•	•	•	•	•	•	•
Shower Door Opaque	•	•	•	•	•	•	•	•
Lockable Fillers x 2	•	•	•	•	•	•	•	•
Tap on A-Frame Door Side	•	•	•	•	•	•	•	•
Gas Bayonet to Front of Van	•	•	•	•	•	•	•	•
UPHOLSTERY								
Seating Type - Premium Style Café Dinette		•	•					
Seating Type - Recliners				•				
Seating Type - Premium Style Rear Club Lounge					•	•		
Bedhead Style - Aero Front -Premium Style	•	•	•	•	•	•	•	•
Foot Rests x 1	•					•	•	•
Foot Rests x 2		•	•					
Main Bed - Queen 6'2"x5'0" Innerspring	•	•	•	•	•	•	•	•
Bunk Bed - 6'2"x2'2" Innerspring Low Profile* x 2								•
Headboard - Premium Style	•	•	•	•	•	•	•	•

Disclaimer: Crusader Caravans reserve the right to alter specifications without notice. Specifications may vary subject to availability and E&OE (Errors & Omissions Excepted). Images shown are for representation purposes only.